

5513 m.

# RED BULL GRAND PRIX OF THE AMERICAS

## Free Practice Nr. 2

### Classification

6

Rider	Nation	Team	Motorcycle	Time	Lap Total	Gap	Top Speed
1 12 Filip SALAC	CZE	CarXpert PruestelGP	KTM	<b>2'17.280</b>	12 13		<b>229.2</b>
2 23 Niccolò ANTONELLI	ITA	Avintia VR46 Academy	KTM	<b>2'17.366</b>	11 13	0.086 0.086	<b>234.2</b>
3 7 Dennis FOGGIA	ITA	Leopard Racing	HONDA	<b>2'17.406</b>	11 14	0.126 0.040	<b>237.3</b>
4 5 Jaume MASIA	SPA	Red Bull KTM Ajo	KTM	<b>2'17.493</b>	12 14	0.213 0.087	<b>232.7</b>
5 43 Xavier ARTIGAS	SPA	Leopard Racing	HONDA	<b>2'17.562</b>	11 14	0.282 0.069	<b>235.2</b>
6 37 Pedro ACOSTA	SPA	Red Bull KTM Ajo	KTM	<b>2'17.815</b>	10 13	0.535 0.253	<b>235.2</b>
7 55 Romano FENATI	ITA	Sterilgarda Max Racing Team	HUSQVARNA	<b>2'18.133</b>	13 14	0.853 0.318	<b>234.7</b>
8 53 Deniz ÖNCÜ	TUR	Red Bull KTM Tech 3	KTM	<b>2'18.149</b>	13 15	0.869 0.016	<b>234.7</b>
9 16 Andrea MIGNO	ITA	Rivacold Snipers Team	HONDA	<b>2'18.259</b>	8 13	0.979 0.110	<b>234.7</b>
10 17 John MCPHEE	GBR	Petronas Sprinta Racing	HONDA	<b>2'18.379</b>	12 13	1.099 0.120	<b>236.3</b>
11 82 Stefano NEPA	ITA	BOE Owlride	KTM	<b>2'18.502</b>	11 13	1.222 0.123	<b>235.8</b>
12 52 Jeremy ALCOBA	SPA	Indonesian Racing Gresini Moto3	HONDA	<b>2'18.535</b>	13 14	1.255 0.033	<b>231.7</b>
13 71 Ayumu SASAKI	JPN	Red Bull KTM Tech 3	KTM	<b>2'18.544</b>	10 10	1.264 0.009	<b>234.2</b>
14 11 Sergio GARCIA	SPA	Solunion GASGAS Aspar Team	GASGAS	<b>2'18.709</b>	13 14	1.429 0.165	<b>231.7</b>
15 28 Izan GUEVARA	SPA	Solunion GASGAS Aspar Team	GASGAS	<b>2'18.781</b>	10 14	1.501 0.072	<b>230.7</b>
16 40 Darryn BINDER	RSA	Petronas Sprinta Racing	HONDA	<b>2'18.904</b>	12 12	1.624 0.123	<b>232.2</b>
17 20 Lorenzo FELLON	FRA	SIC58 Squadra Corse	HONDA	<b>2'19.002</b>	12 12	1.722 0.098	<b>231.7</b>
18 73 Maximilian KOFLER	AUT	CIP Green Power	KTM	<b>2'19.098</b>	9 13	1.818 0.096	<b>232.7</b>
19 92 Yuki KUNII	JPN	Honda Team Asia	HONDA	<b>2'19.154</b>	13 13	1.874 0.056	<b>233.2</b>
20 24 Tatsuki SUZUKI	JPN	SIC58 Squadra Corse	HONDA	<b>2'19.422</b>	4 10	2.142 0.268	<b>233.7</b>
21 54 Riccardo ROSSI	ITA	BOE Owlride	KTM	<b>2'19.487</b>	12 12	2.207 0.065	<b>232.7</b>
22 19 Andi Farid IZDIHAR	INA	Honda Team Asia	HONDA	<b>2'19.625</b>	11 13	2.345 0.138	<b>233.7</b>
23 67 Alberto SURRA	ITA	Rivacold Snipers Team	HONDA	<b>2'19.850</b>	8 13	2.570 0.225	<b>231.7</b>
24 31 Adrian FERNANDEZ	SPA	Sterilgarda Max Racing Team	HUSQVARNA	<b>2'20.269</b>	10 14	2.989 0.419	<b>233.2</b>
25 99 Carlos TATAY	SPA	Avintia Esponsorama Moto3	KTM	<b>2'20.278</b>	8 9	2.998 0.009	<b>227.8</b>
26 27 Kaito TOBA	JPN	CIP Green Power	KTM	<b>2'20.568</b>	4 8	3.288 0.290	<b>234.2</b>
27 6 Ryusei YAMANAKA	JPN	CarXpert PruestelGP	KTM	<b>2'21.879</b>	12 14	4.599 1.311	<b>231.7</b>

Practice condition: **Dry**  
 Air: **28°**  
 Humidity: **63%**  
 Ground: **39°**

<b>Fastest Lap:</b>	Lap: 12	<b>Filip SALAC</b>	<b>2'17.280</b>	144.5 Km/h
<b>Best Race Lap:</b>	2017	<b>Aron CANET</b>	<b>2'15.583</b>	146.3 Km/h
<b>All Time Lap Record:</b>	2017	<b>Aron CANET</b>	<b>2'14.644</b>	147.4 Km/h

The results are provisional until the end of the limit for protest and appeals.

Time limit for protest expires 30' after publication of the results - ..... Time: .....

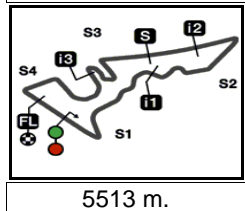
These data/results cannot be reproduced, stored and/or transmitted in whole or in part by any manner of electronic, mechanical, photocopying, recording, broadcasting or otherwise now known or herein after developed without the previous express consent by the copyright owner, except for reproduction in daily press and regular printed publications on sale to the public within 60 days of the event related to those data/results and always provided that copyright symbol appears together as follows below.

© DORNA, 2021

Official MotoGP Timing by TISSOT  
 www.motogp.com

Austin, Friday, October 01, 2021






5513 m.

# RED BULL GRAND PRIX OF THE AMERICAS

## Free Practice Nr. 2

### Combined Free Practice Times

7

	Rider	Nation	Team	MOTORCYCLE	FP1	FP2	Gap
1	12 <b>F.SALAC</b>	CZE	CarXpert PruestelGP	KTM	2'32.254 13	<b>2'17.280</b> 12	
2	23 <b>N.ANTONELLI</b>	ITA	Avintia VR46 Academy	KTM	2'32.152 12	<b>2'17.366</b> 11	0.086 0.086
3	7 <b>D.FOGGIA</b>	ITA	Leopard Racing	HONDA	2'36.304 11	<b>2'17.406</b> 11	0.126 0.040
4	5 <b>J.MASIA</b>	SPA	Red Bull KTM Ajo	KTM	2'34.824 6	<b>2'17.493</b> 12	0.213 0.087
5	43 <b>X.ARTIGAS</b>	SPA	Leopard Racing	HONDA	2'37.216 11	<b>2'17.562</b> 11	0.282 0.069
6	37 <b>P.ACOSTA</b>	SPA	Red Bull KTM Ajo	KTM	2'33.937 11	<b>2'17.815</b> 10	0.535 0.253
7	55 <b>R.FENATI</b>	ITA	Sterilgarda Max Racing Team	HUSQVARNA	2'33.610 8	<b>2'18.133</b> 13	0.853 0.318
8	53 <b>D.ÖNCÜ</b>	TUR	Red Bull KTM Tech 3	KTM	2'34.627 14	<b>2'18.149</b> 13	0.869 0.016
9	16 <b>A.MIGNO</b>	ITA	Rivacold Snipers Team	HONDA	2'32.556 14	<b>2'18.259</b> 8	0.979 0.110
10	17 <b>J.MCPHEE</b>	GBR	Petronas Sprinta Racing	HONDA	2'37.868 6	<b>2'18.379</b> 12	1.099 0.120
11	82 <b>S.NEPA</b>	ITA	BOE Owlride	KTM	2'35.287 14	<b>2'18.502</b> 11	1.222 0.123
12	52 <b>J.ALCOBA</b>	SPA	Indonesian Racing Gresini Moto3	HONDA	2'37.422 12	<b>2'18.535</b> 13	1.255 0.033
13	71 <b>A.SASAKI</b>	JPN	Red Bull KTM Tech 3	KTM	2'37.068 15	<b>2'18.544</b> 10	1.264 0.009
14	11 <b>S.GARCIA</b>	SPA	Solunion GASGAS Aspar Team	GASGAS	2'33.672 13	<b>2'18.709</b> 13	1.429 0.165
15	28 <b>I.GUEVARA</b>	SPA	Solunion GASGAS Aspar Team	GASGAS	2'33.755 13	<b>2'18.781</b> 10	1.501 0.072
16	40 <b>D.BINDER</b>	RSA	Petronas Sprinta Racing	HONDA	2'33.689 14	<b>2'18.904</b> 12	1.624 0.123
17	20 <b>L.FELLON</b>	FRA	SIC58 Squadra Corse	HONDA	2'36.274 11	<b>2'19.002</b> 12	1.722 0.098
18	73 <b>M.KOFLER</b>	AUT	CIP Green Power	KTM	2'36.629 12	<b>2'19.098</b> 9	1.818 0.096
19	92 <b>Y.KUNII</b>	JPN	Honda Team Asia	HONDA	2'36.366 12	<b>2'19.154</b> 13	1.874 0.056
20	24 <b>T.SUZUKI</b>	JPN	SIC58 Squadra Corse	HONDA	2'33.554 11	<b>2'19.422</b> 4	2.142 0.268
21	54 <b>R.ROSSI</b>	ITA	BOE Owlride	KTM	2'33.901 13	<b>2'19.487</b> 12	2.207 0.065
22	19 <b>A.IZDIHAR</b>	INA	Honda Team Asia	HONDA	2'35.827 15	<b>2'19.625</b> 11	2.345 0.138
23	67 <b>A.SURRA</b>	ITA	Rivacold Snipers Team	HONDA	2'32.273 14	<b>2'19.850</b> 8	2.570 0.225
24	31 <b>A.FERNANDEZ</b>	SPA	Sterilgarda Max Racing Team	HUSQVARNA	2'37.048 13	<b>2'20.269</b> 10	2.989 0.419
25	99 <b>C.TATAY</b>	SPA	Avintia Esponsorama Moto3	KTM	2'36.285 12	<b>2'20.278</b> 8	2.998 0.009
26	27 <b>K.TOBA</b>	JPN	CIP Green Power	KTM	2'35.959 11	<b>2'20.568</b> 4	3.288 0.290
27	6 <b>R.YAMANAKA</b>	JPN	CarXpert PruestelGP	KTM	2'36.717 11	<b>2'21.879</b> 12	4.599 1.311

<b>Pole Position Record:</b>	2017	<b>Aron CANET</b>	<b>2'14.644</b>	147.4 Km/h
<b>Best Race Lap:</b>	2017	<b>Aron CANET</b>	<b>2'15.583</b>	146.3 Km/h
<b>All Time Lap Record:</b>	2017	<b>Aron CANET</b>	<b>2'14.644</b>	147.4 Km/h

The results are provisional until the end of the limit for protest and appeals.

Time limit for protest expires 60' after publication of the results - ..... Time: .....

These data/results cannot be reproduced, stored and/or transmitted in whole or in part by any manner of electronic, mechanical, photocopying, recording, broadcasting or otherwise now known or herein after developed without the previous express consent by the copyright owner, except for reproduction in daily press and regular printed publications on sale to the public within 60 days of the event related to those data/results and always provided that copyright symbol appears together as follows below.

© DORNA, 2021

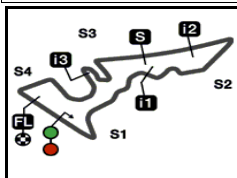
Official MotoGP Timing by TISSOT

www.motogp.com

Austin, Friday, October 01, 2021







5513 m.

## RED BULL GRAND PRIX OF THE AMERICAS

## Free Practice Nr. 2

## Top Speed &amp; Average

8



Rider	Nation	Motorcycle	Top 5 speeds					Average	Top
7 Dennis FOGGIA	ITA	HONDA	237.3	236.8	236.3	236.3	235.8	236.5	237.3
17 John MCPHEE	GBR	HONDA	236.3	235.8	235.2	233.2	232.2	234.5	236.3
82 Stefano NEPA	ITA	KTM	235.8	234.2	233.7	232.7	232.2	233.5	235.8
37 Pedro ACOSTA	SPA	KTM	235.2	235.2	234.2	234.2	234.2	234.6	235.2
43 Xavier ARTIGAS	SPA	HONDA	235.2	233.7	233.7	233.7	233.7	234.0	235.2
16 Andrea MIGNO	ITA	HONDA	234.7	232.2	232.2	231.2	230.7	232.0	234.7
53 Deniz ÖNCÜ	TUR	KTM	234.7	233.7	231.2	230.7	229.7	231.6	234.7
55 Romano FENATI	ITA	HUSQVARNA	234.7	233.2	231.7	231.7	231.7	232.6	234.7
23 Niccolò ANTONELLI	ITA	KTM	234.2	232.2	230.7	230.2	229.7	231.4	234.2
27 Kaito TOBA	JPN	KTM	234.2	232.2	231.2	230.7	228.8	231.4	234.2
71 Ayumu SASAKI	JPN	KTM	234.2	233.7	233.2	232.7	230.2	232.8	234.2
19 Andi Farid IZDIHAR	INA	HONDA	233.7	233.2	232.7	227.3	226.4	230.7	233.7
24 Tatsuki SUZUKI	JPN	HONDA	233.7	232.7	231.2	230.7	230.2	231.5	233.7
31 Adrian FERNANDEZ	SPA	HUSQVARNA	233.2	233.2	229.7	229.7	229.7	231.1	233.2
92 Yuki KUNII	JPN	HONDA	233.2	233.2	229.7	229.2	228.8	230.8	233.2
5 Jaume MASIA	SPA	KTM	232.7	230.2	229.7	229.2	229.2	230.0	232.7
54 Riccardo ROSSI	ITA	KTM	232.7	231.2	228.8	228.3	228.3	229.6	232.7
73 Maximilian KOFLE	AUT	KTM	232.7	231.2	229.2	229.2	228.8	230.0	232.7
40 Darryn BINDER	RSA	HONDA	232.2	231.2	231.2	230.2	229.7	230.9	232.2
6 Ryusei YAMANAKA	JPN	KTM	231.7	228.8	227.3	225.9	225.4	227.8	231.7
11 Sergio GARCIA	SPA	GASGAS	231.7	231.7	231.7	230.2	230.2	231.1	231.7
20 Lorenzo FELLON	FRA	HONDA	231.7	231.2	230.7	230.7	230.7	231.0	231.7
52 Jeremy ALCOBA	SPA	HONDA	231.7	231.7	231.2	230.7	230.2	231.1	231.7
67 Alberto SURRA	ITA	HONDA	231.7	228.8	227.8	227.8	227.8	228.8	231.7
28 Izan GUEVARA	SPA	GASGAS	230.7	230.2	230.2	229.2	229.2	229.9	230.7
12 Filip SALAC	CZE	KTM	229.2	229.2	228.8	228.8	228.8	229.0	229.2
99 Carlos TATAY	SPA	KTM	227.8	227.8	227.3	226.8	226.4	227.2	227.8

These data/results cannot be reproduced, stored and/or transmitted in whole or in part by any manner of electronic, mechanical, photocopying, recording, broadcasting or otherwise now known or herein after developed without the previous express consent by the copyright owner, except for reproduction in daily press and regular printed publications on sale to the public within 60 days of the event related to those data/results and always provided that copyright symbol appears together as follows below.

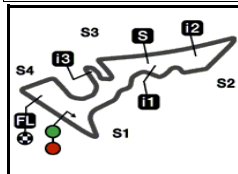
© DORNA, 2021

Official MotoGP Timing by TISSOT  
www.motogp.com

Austin, Friday, October 01, 2021

 moto3





5513 m.

## RED BULL GRAND PRIX OF THE AMERICAS

## Free Practice Nr. 2

## Chronological Analysis of Performances

9

\* Lap / Sector time cancelled

T1 Time from finish line to 1st intermediate

T3 Time from 2nd intermed. to 3rd intermed.

P Crossing the finish line in pit lane

T2 Time from 1st intermed. to 2nd intermed.

T4 Time from 3rd intermediate to finish line

Lap	Lap Time	T1	T2	T3	T4	Speed	Lap	Lap Time	T1	T2	T3	T4	Speed	
<b>1st</b>	<b>12</b>	<b>Filip SALAC</b> CarXpert PruestelGP CZE						13	2'17.436 *	38.859	33.692	34.547	30.338*	233.2
		Runs=2	Total laps=13	Full laps=5			14	2'21.292	41.115	34.007	35.318	30.852	237.3	
1	3'52.768	43.406	42.142	36.122	31.840	224.5	<b>4th</b>	<b>5</b>	<b>Jaume MASIA</b> Red Bull KTM Ajo SPA					
2	2'21.934	39.999	34.753	35.505	31.677	228.8			Runs=1	Total laps=14	Full laps=8			
3	2'19.673	39.609	34.188	35.183	30.693	227.8	1	2'45.262	39.812	36.646	36.701	32.527	225.9	
4	2'19.487 *	39.187	34.226	35.084	30.990*	228.8	2	2'21.909 *	40.496	34.655*	35.234	31.524	227.3	
5	2'28.080 *	39.613	37.867*	36.180	34.420*	223.6	3	2'20.232	39.748	34.250	35.147	31.087	227.3	
6	2'21.508 *	39.65*	34.400	35.629	31.827	229.2	4	2'19.391	39.566	34.014	34.853	30.958	228.3	
7	2'26.603 P	39.579	34.011	35.523	37.490	227.8	5	2'22.229	41.923	34.402	34.937	30.967	229.2	
8	8'32.324	36.736	35.098	35.884	33.041	225.9	6	2'18.978	39.327	34.049	34.771	30.831	228.8	
9	2'19.465	39.339	34.192	35.101	30.833	225.9	7	2'21.842	39.359	34.690	36.625	31.168	229.2	
10	2'26.853 P	40.183	34.976	35.337	36.357	224.5	8	2'18.740 *	39.211	33.837	34.857	30.835*	229.7	
11	4'44.006	35.677	35.498	34.978	30.451	229.2	9	2'29.102 P	40.38*	35.800	36.166	36.750	225.4	
12	2'17.280	38.679	33.589	34.660	30.352	228.8	10	9'58.229	50.526	35.024	35.917	30.889	228.3	
13	2'22.924	42.637	34.121	35.269	30.897	224.5	11	2'17.960	38.949	33.802	34.603	30.606	230.2	
<b>2nd</b>	<b>23</b>	<b>Niccolò ANTONELL</b> Avintia VR46 ITA						12	2'17.493	38.719	33.600	34.620	30.554	229.2
		Runs=1	Total laps=13	Full laps=5			13	2'27.086 *	38.982	33.607	43.140	31.357*	226.8	
1	3'51.763	1'02.229	36.988	36.280	31.691	228.8	14	2'17.560	38.892	33.668	34.635	30.365	232.7	
2	2'22.133	40.544	34.768	35.594	31.227	230.7	<b>5th</b>	<b>43</b>	<b>Xavier ARTIGAS</b> Leopard Racing SPA					
3	2'20.074 *	39.831	34.305	35.133	30.805*	228.8			Runs=2	Total laps=14	Full laps=10			
4	2'21.265	39.370	35.848	35.260	30.787	232.2	1	2'46.150	38.444	36.730	37.461	32.040	229.2	
5	2'19.932 *	39.586	34.432*	35.225	30.689	234.2	2	2'21.201	40.179	34.561	35.192	31.269	233.7	
6	2'18.923 *	39.29*	34.078	34.883	30.671	229.2	3	2'21.043	39.773	34.560	35.495	31.215	233.7	
7	2'18.225	39.137	33.760	34.775	30.553	230.2	4	2'18.526	39.362	33.823	34.827	30.514	235.2	
8	2'25.671 P	40.51*	34.695	35.427	35.034	228.8	5	2'20.454	40.520	34.240	34.907	30.787	233.7	
9	11'37.064 *	39.504	34.902	35.566*	30.818	228.8	6	2'21.396	39.157	36.088	35.366	30.785	232.2	
10	2'18.364	39.079	34.001	34.843	30.441	228.8	7	2'19.470	38.848	34.114	35.304	31.204	230.7	
11	2'17.366	38.777	33.615	34.563	30.411	229.7	8	2'23.954 P	39.027	33.838	35.067	36.022	232.2	
12	2'22.566 *	38.808	34.292	38.237	31.229*	227.8	9	9'51.053	37.616	34.389	35.119	30.879	233.7	
13	2'18.305 *	39.10*	33.966	34.742	30.495	229.2	10	2'20.575	39.042	34.970	35.819	30.744	221.3	
<b>3rd</b>	<b>7</b>	<b>Dennis FOGGIA</b> Leopard Racing ITA						11	2'17.562	38.705	33.769	34.758	30.330	231.7
		Runs=1	Total laps=14	Full laps=7			12	2'21.186	38.762	36.698	35.133	30.593	227.8	
1	4'00.340	39.758	36.626	36.376	32.040	232.7	13	2'18.371	38.610	33.719	34.863	31.179	230.7	
2	2'21.197	40.069	34.686	35.321	31.121	235.2	14	2'32.174 P	39.017	37.569*	37.044	38.544	214.2	
3	2'19.824	39.593	34.501	34.975	30.755	234.7	<b>6th</b>	<b>37</b>	<b>Pedro ACOSTA</b> Red Bull KTM Ajo SPA					
4	2'18.901	39.144	34.300	34.877	30.580	236.3			Runs=1	Total laps=13	Full laps=7			
5	2'21.043 *	38.970	34.435*	35.963	31.675	236.8	1	2'45.490	39.082	36.701	36.846	32.417	228.8	
6	2'18.433 *	38.90*	34.127	34.752	30.648	235.8	2	2'21.852	40.504	34.820	35.453	31.075	230.7	
7	2'30.544 P	40.951	34.557	37.210	37.826	233.7	3	2'20.408	40.234	34.000	35.082	31.092	234.2	
8	8'41.585	37.624	34.903	35.127	30.588	234.2	4	2'19.577	40.140	34.068	34.735	30.634	235.2	
9	2'17.844	39.128	33.790	34.521	30.405	233.7	5	2'19.236	39.615	34.200	34.646	30.775	230.2	
10	2'17.562	39.061	33.724	34.470	30.307	235.2	6	2'22.450 *	40.94*	35.204	35.509	30.789	233.7	
11	2'17.406	38.868	33.728	34.598	30.212	235.2	7	2'18.416	39.104	33.712	34.734	30.866	234.2	
12	2'27.567 *	45.604	36.813	34.626	30.524*	236.3								

**Fastest Lap:** Filip SALAC CarXpert PruestelGP CZE 2'17.280 38.679 33.589 34.660 30.352

These data/results cannot be reproduced, stored and/or transmitted in whole or in part by any manner of electronic, mechanical, photocopying, recording, broadcasting or otherwise now known or herein after developed without the previous express consent by the copyright owner, except for reproduction in daily press and regular printed publications on sale to the public within 60 days of the event related to those data/results and always provided that copyright symbol appears together as follows below.  
© DORNA, 2021

## Free Practice Nr. 2

## Moto3

Lap	Lap Time	T1	T2	T3	T4	Speed	Lap	Lap Time	T1	T2	T3	T4	Speed
8	2'27.423 P	40.35*	34.251	36.750	36.063	229.2	13	2'17.566 *	38.68*	33.656	34.686	30.540	232.2
9	12'21.598	49.834	35.123	35.964	31.131	230.7	<b>10th 17 John MCPHEE</b> Petronas Sprinta Raci GBR						
10	2'17.815	39.025	33.707	34.661	30.422	234.2	Runs=1 Total laps=13 Full laps=9						
11	2'17.820 *	39.020	33.499	34.556	30.745*	232.7	1	3'20.923	40.559	35.719	36.632	31.439	227.8
12	2'19.307 *	40.10*	33.598	34.996	30.613*	235.2	2	2'21.062	39.933	34.611	35.647	30.871	231.2
13	2'19.458	39.271	33.959	35.420	30.808	229.7	3	2'20.066	39.502	34.302	35.496	30.766	236.3
<b>7th 55 Romano FENATI</b> Sterilgarda Max Racin ITA							4	2'26.191 *	43.38*	35.550	35.734	31.521	230.2
Runs=1 Total laps=14 Full laps=9							5	2'19.190	39.373	34.103	35.123	30.591	235.2
1	4'23.213	38.873	35.111	35.275	31.132	229.7	6	2'19.015	39.364	34.129	34.910	30.612	235.8
2	2'20.239	39.864	34.387	35.080	30.908	231.2	7	2'18.745	39.091	33.902	35.016	30.736	233.2
3	2'19.290	39.352	34.193	34.978	30.767	231.7	8	2'31.239 P	41.493	35.276	36.471	37.999	225.9
4	2'19.311	39.498	34.182	34.902	30.729	231.7	9	11'42.731	44.426	35.182	37.592	31.128	226.8
5	2'19.136	39.299	34.113	34.959	30.765	231.2	10	2'20.845	39.416	34.573	36.148	30.708	215.5
6	2'18.673	39.121	33.932	34.840	30.780	230.7	11	2'18.442	38.970	33.755	35.192	30.525	228.3
7	2'18.374	39.242	33.756	34.745	30.631	231.7	12	2'18.379	38.916	33.839	34.964	30.660	232.2
8	2'18.660	39.158	33.989	34.807	30.706	230.7	13	2'18.591	39.057	33.796	35.144	30.594	229.2
9	2'28.141 P	40.540	34.795	36.040	36.766	224.0	<b>11th 82 Stefano NEPA</b> BOE Owlride ITA						
10	9'45.023 *	37.526	34.117	34.951	30.879*	231.2	Runs=1 Total laps=13 Full laps=9						
11	2'18.092 *	38.965	33.656	34.553	30.918*	234.7	1	3'19.918	40.688	35.482	36.574	31.733	232.2
12	2'21.342	39.174	34.740	35.139	32.289	228.8	2	2'21.149	40.283	34.368	35.550	30.948	233.7
13	2'18.133	39.015	33.786	34.786	30.546	231.2	3	2'19.878	39.646	34.165	35.224	30.843	231.7
14	2'18.198 *	38.79*	33.768	34.962	30.675	233.2	4	2'25.792 *	43.58*	35.462	35.724	31.026	235.8
<b>8th 53 Deniz ÖNCÜ</b> Red Bull KTM Tech 3 TUR							5	2'19.405	39.473	34.212	35.039	30.681	232.7
Runs=1 Total laps=15 Full laps=10							6	2'19.585	39.494	34.217	35.028	30.846	229.7
1	3'13.897	39.577	35.013	35.920	32.907	230.7	7	2'19.425	39.426	33.955	34.984	31.060	230.7
2	2'22.010	40.642	34.601	35.543	31.224	227.8	8	2'29.721 P	41.745	35.473	36.287	36.216	226.8
3	2'25.843 *	42.804	36.903*	35.355	30.781	234.7	9	11'44.592	51.220	35.059	41.076	31.202	232.2
4	2'20.595	40.220	34.448	35.107	30.820	229.2	10	2'19.504	39.235	34.066	35.222	30.981	234.2
5	2'19.784	39.808	34.171	35.114	30.691	228.8	11	2'18.502	38.981	33.873	34.918	30.730	230.2
6	2'19.445	39.674	34.044	35.116	30.611	229.7	12	2'19.056	39.298	33.929	35.030	30.799	231.7
7	2'19.350	39.665	34.026	35.005	30.654	229.2	13	2'23.331	39.150	37.554	35.109	31.518	230.7
8	2'19.120	39.488	33.880	35.083	30.669	229.7	<b>12th 52 Jeremy ALCOBA</b> Indonesian Racing Gr SPA						
9	2'18.670	39.537	33.796	34.813	30.524	231.2	Runs=1 Total laps=14 Full laps=10						
10	2'18.695	39.323	33.651	35.057	30.664	233.7	1	2'46.201	39.615	36.653	37.042	32.168	231.7
11	2'26.358 P	38.89*	34.802	37.211	35.454	221.7	2	2'22.254	40.196	35.090	35.448	31.520	231.7
12	8'26.706	41.395	34.382	34.840	30.555	228.3	3	2'20.688	39.870	34.615	35.235	30.968	230.2
13	2'18.149	39.093	33.640	34.838	30.578	229.2	4	2'23.475	39.777	34.359	37.878	31.461	230.7
14	2'18.279	39.230	33.740	34.766	30.543	227.3	5	2'22.097	40.152	34.967	35.554	31.424	227.3
15	2'19.130 *	39.30*	33.688	35.254	30.885*	227.3	6	2'21.646	40.013	34.788	35.614	31.231	227.8
<b>9th 16 Andrea MIGNO</b> Rivacold Snipers Tea ITA							7	2'21.113 *	39.621	34.507	35.804	31.181*	227.3
Runs=2 Total laps=13 Full laps=7							8	2'21.418	39.621	34.424	35.962	31.411	226.8
1	3'18.902	40.614	35.896	36.098	31.826	229.2	9	2'21.443	39.843	34.940	35.407	31.253	226.8
2	2'21.051	40.473	34.535	35.203	30.840	230.7	10	2'28.132 P	39.970	34.953	36.015	37.194	225.0
3	2'19.545	39.710	34.066	35.091	30.678	232.2	11	9'37.430 *	45.786	34.567	35.049	30.780*	231.2
4	2'27.054	45.963	34.400	35.596	31.095	234.7	12	2'18.857	39.105	33.897	35.056	30.799	225.4
5	2'18.967	39.363	34.063	34.915	30.626	230.7	13	2'18.535	38.952	33.811	35.011	30.761	225.4
6	2'18.698	39.128	34.142	34.860	30.568	230.2	14	2'18.572	38.992	33.820	35.060	30.700	225.0
7	2'18.788	39.401	33.892	34.853	30.642	229.7	<b>13th 71 Ayumu SASAKI</b> Red Bull KTM Tech 3 JPN						
8	2'18.259	39.159	33.750	34.845	30.505	229.7	Runs=2 Total laps=11 Full laps=7						
9	2'28.368 P	38.975	33.962	36.955	38.476	230.2	1	3'14.687	38.902	35.761	36.586	32.929	227.3
10	9'59.956 P	44.615	34.603	1'06.079	36.529	229.2	2	2'22.252	40.483	34.886	35.750	31.133	232.7
11	4'13.085	40.841	34.271	35.299	30.615	231.2	3	2'21.757	40.283	34.588	35.657	31.229	228.3
12	2'17.892 *	38.894	33.767	34.970	30.261*	228.3							

**Fastest Lap:** Filip SALAC CarXpert PruestelGP CZE 2'17.280 38.679 33.589 34.660 30.352

These data/results cannot be reproduced, stored and/or transmitted in whole or in part by any manner of electronic, mechanical, photocopying, recording, broadcasting or otherwise now known or herein after developed without the previous express consent by the copyright owner, except for reproduction in daily press and regular printed publications on sale to the public within 60 days of the event related to those data/results and always provided that copyright symbol appears together as follows below.  
© DORNA, 2021

# Free Practice Nr. 2

# Moto3

Lap	Lap Time	T1	T2	T3	T4	Speed	Lap	Lap Time	T1	T2	T3	T4	Speed
4	<b>2'28.903</b>	43.377	36.579	36.584	32.363	224.5	12	<b>2'18.904</b>	39.122	33.900	35.315	30.567	226.4
5	<b>2'19.606</b>	39.415	34.172	35.232	30.787	233.7	<b>17th 20 Lorenzo FELLON</b> SIC58 Squadra Corse FRA						
6	<b>2'19.665</b>	39.406	34.211	35.231	30.817	233.2	Runs=1 Total laps=12 Full laps=4						
7	<b>2'18.670</b>	39.276	33.803	34.979	30.612	234.2	1	3'42.607	42.575	38.450	36.505	31.562	224.0
8	2'30.632 P	40.812	35.416	36.094	38.310	225.4	2	<b>2'21.863</b>	40.174	34.795	35.463	31.431	230.7
9	13'58.451	48.104	35.179	36.625	30.515	225.9	3	<b>2'21.194</b>	39.827	34.767	35.420	31.180	229.7
10	<b>2'18.544</b>	39.397	33.799	34.890	30.458	230.2	4	2'29.435 *	46.168	35.446	36.682	31.139*	212.5
	unfinished	38.808	33.536	34.732		229.7	5	2'20.596 *	39.564	34.538*	35.604	30.890	231.7
							6	2'20.048 *	39.38*	34.428	35.351	30.881	230.7
							7	2'27.544 P	39.498	35.959	36.134	35.953	229.2
							8	13'35.652 *	51.262	37.997	44.262	31.175*	218.1
<b>14th 11 Sergio GARCIA</b>	Solunio GASGAS As SPA						9	2'19.499 *	39.265	34.462*	35.050	30.722	230.7
	Runs=1	Total laps=14	Full laps=11				10	<b>2'21.758</b>	39.199	36.560	35.176	30.823	230.7
1	3'56.381	42.192	36.189	36.555	31.608	221.7	11	2'19.159 *	39.069	34.216	35.171	30.703*	230.2
2	<b>2'21.357</b>	40.414	34.533	35.304	31.106	231.7	12	<b>2'19.002</b>	38.925	34.070	35.125	30.882	231.2
3	<b>2'20.258</b>	39.869	34.077	35.254	31.058	231.7	<b>18th 73 Maximilian KOFLER</b> CIP Green Power AUT						
4	<b>2'20.618</b>	39.920	34.359	35.219	31.120	231.7	Runs=1 Total laps=13 Full laps=6						
5	<b>2'21.359</b>	39.761	34.753	35.470	31.375	230.2	1	2'46.375	40.405	36.568	37.661	32.398	225.4
6	<b>2'20.212</b>	39.580	34.087	35.336	31.209	229.2	2	2'23.661 *	40.958	34.959	36.112	31.632*	231.2
7	2'26.486 P	39.615	34.088	36.885	35.898	230.2	3	2'23.820 *	40.971	34.917	36.336	31.596*	228.3
8	8'00.185	38.888	34.449	35.512	31.486	228.8	4	<b>2'21.917</b>	40.490	34.603	35.743	31.081	228.3
9	<b>2'19.461</b>	39.572	33.975	35.052	30.862	229.2	5	<b>2'21.005</b>	40.011	34.455	35.473	31.066	228.8
10	<b>2'19.505</b>	39.391	34.217	34.940	30.957	228.8	6	<b>2'21.416</b>	40.165	34.669	35.512	31.070	229.2
11	<b>2'19.439</b>	39.428	34.001	35.199	30.811	227.3	7	2'30.052 P	39.718	34.276	38.943	37.115	228.3
12	<b>2'18.944</b>	39.214	34.007	35.062	30.661	228.3	8	11'57.697	37.728	34.835	36.616	30.918	228.8
13	<b>2'18.709</b>	39.222	33.770	35.050	30.667	227.8	9	<b>2'19.098</b>	39.439	33.961	35.106	30.592	232.7
14	<b>2'21.346</b>	39.213	34.782	35.860	31.491	224.5	10	<b>2'22.152</b>	39.701	34.052	35.998	32.401	227.3
							11	2'28.167 *	40.790	36.719	38.897	31.761*	217.7
							12	2'19.448 *	39.439	33.984	35.097	30.928*	229.2
							13	<b>2'33.358</b>	39.596	39.648	40.899	33.215	218.1
<b>15th 28 Izan GUEVARA</b>	Solunio GASGAS As SPA						<b>19th 92 Yuki KUNII</b> Honda Team Asia JPN						
	Runs=2	Total laps=14	Full laps=7				Runs=1 Total laps=13 Full laps=6						
1	2'51.528	37.176	36.253	35.881	32.250	228.3	1	3'11.440	45.718	36.408	37.275	33.335	228.8
2	<b>2'21.957</b>	40.331	34.721	35.476	31.429	229.2	2	2'25.594 *	41.860	36.296	35.672	31.766*	229.7
3	<b>2'20.395</b>	39.692	34.400	35.148	31.155	230.2	3	<b>2'22.237</b>	40.678	34.871	35.440	31.248	225.4
4	2'20.587 *	38.98*	34.690	35.610	31.303	228.8	4	2'28.212 *	44.85*	35.354	36.379	31.620	233.2
5	<b>2'20.770</b>	39.527	34.884	35.312	31.047	228.8	5	<b>2'20.394</b>	39.808	34.232	35.510	30.844	233.2
6	<b>2'22.580</b>	40.425	35.291	35.687	31.177	228.8	6	<b>2'22.736</b>	40.385	34.771	35.919	31.661	228.3
7	2'29.902 P	39.619	34.198	39.127	36.958	229.2	7	2'23.664 *	40.69*	35.367	35.965	31.633	226.4
8	9'33.335 *	42.357	37.568	43.930	32.195*	141.3	8	<b>2'23.305</b>	40.752	34.870	35.729	31.954	227.3
9	<b>2'24.566</b>	42.185	35.904	35.525	30.952	230.2	9	2'28.917 P	40.692	34.492	35.413	38.320	226.8
10	<b>2'18.781</b>	39.336	34.039	34.858	30.548	230.7	10	11'27.174 *	46.875	35.770	35.617	31.769*	223.1
11	<b>2'21.673</b>	39.246	33.919	35.186	33.322	227.3	11	<b>2'23.003</b>	40.477	34.546	36.280	31.700	227.3
12	2'30.297 *	42.393	40.108*	36.713	31.083	228.3	12	2'19.998 *	39.385	34.188	35.697	30.728*	227.3
13	2'26.569 *	39.464	37.662	38.439	31.004*	218.1	13	<b>2'19.154</b>	39.602	33.908	35.106	30.538	229.2
14	2'30.808 P	39.34*	35.138	37.247	39.081	219.5	<b>20th 24 Tatsuki SUZUKI</b> SIC58 Squadra Corse JPN						
							Runs=2 Total laps=11 Full laps=4						
							1	4'01.200	47.760	43.246	42.015	31.839	170.3
							2	<b>2'21.607</b>	39.667	34.957	35.850	31.133	229.7
							3	<b>2'20.564</b>	39.554	34.497	35.665	30.848	230.7
							4	<b>2'19.422</b>	39.280	34.277	35.135	30.730	233.7
							5	2'20.365 *	39.541	34.420*	35.470	30.934	230.2

**Fastest Lap:** Filip SALAC CarXpert PruestelGP CZE **2'17.280** 38.679 33.589 34.660 30.352

These data/results cannot be reproduced, stored and/or transmitted in whole or in part by any manner of electronic, mechanical, photocopying, recording, broadcasting or otherwise now known or herein after developed without the previous express consent by the copyright owner, except for reproduction in daily press and regular printed publications on sale to the public within 60 days of the event related to those data/results and always provided that copyright symbol appears together as follows below.  
© DORNA, 2021

Official MotoGP Timing by TISSOT  
www.motogp.com

Austin, Friday, October 01, 2021

Page 3 of 4



## Free Practice Nr. 2

## Moto3

Lap	Lap Time	T1	T2	T3	T4	Speed	Lap	Lap Time	T1	T2	T3	T4	Speed
6	2'19.614 *	39.241*	34.224	35.229	30.915	232.7	1	3'02.996	41.206	36.137	35.927	31.747	229.7
7	2'26.161 P	39.243	34.178	36.067	36.673	231.2	2	2'21.965	40.529	34.818	35.386	31.232	228.8
8	13'28.908 *	51.246	38.080*	43.686	30.907*	220.4	3	2'21.294	39.959	34.827	35.225	31.283	229.2
9	2'23.600 *	39.151	34.988*	38.838	30.623	186.5	4	2'21.275	39.892	34.872	35.320	31.191	228.3
10	2'22.019	41.623	34.567	35.216	30.613	230.2	5	2'21.242	39.889	34.700	35.471	31.182	227.3
	unfinished	39.140					6	2'21.020	40.002	34.721	35.279	31.018	228.3
							7	2'20.873	39.993	34.663	35.114	31.103	227.3
							8	2'29.659 P	41.593	35.025	35.681	37.360	226.4
							9	7'52.305 *	40.692	34.754*	35.649	31.067	229.7
							10	2'20.269	39.651	34.479	35.085	31.054	229.7
							11	2'19.869 *	39.579	34.376	34.883*	31.031*	228.8
							12	2'27.002 P	39.49*	34.970	35.358	37.182	228.3
							13	4'04.431 *	39.081	34.463	35.206	30.926*	233.2
							14	2'19.420 *	39.43*	34.232	34.836	30.922	233.2

21st		54	Riccardo ROSSI	BOE Owrider	ITA	
			Runs=1	Total laps=12	Full laps=6	
1	3'53.563	44.444	43.419	36.927	31.570	225.4
2	2'22.346	40.269	35.087	35.722	31.268	228.3
3	2'21.772	40.190	34.606	35.782	31.194	226.4
4	2'21.550	40.189	34.929	35.304	31.128	231.2
5	2'22.555 *	39.786	34.819*	36.240	31.710	232.7
6	2'20.383 *	39.63*	34.400	35.309	31.037	227.3
7	2'33.878 P	43.414	36.096	37.212	37.156	217.3
8	13'12.538	46.776	36.124	37.918	32.620	216.4
9	2'27.271	40.538	35.540	40.232	30.961	217.7
10	2'21.858 *	39.350	34.266*	36.179	32.063	228.3
11	2'19.527	39.373	34.023	35.379	30.752	228.8
12	2'19.487	39.252	34.092	35.336	30.807	228.3

22nd		19	Andi Farid IZDIHAR	Honda Team Asia	INA	
			Runs=1	Total laps=13	Full laps=9	
1	3'13.784	49.433	37.385	36.820	33.946	227.3
2	2'23.815	41.199	35.216	35.917	31.483	233.7
3	2'22.005	40.285	34.687	35.677	31.356	224.0
4	2'24.747	41.979	35.436	36.139	31.193	226.4
5	2'20.506	39.835	34.259	35.483	30.929	225.4
6	2'20.010	39.713	34.340	35.073	30.884	232.7
7	2'20.435	39.531	34.154	35.321	31.429	225.9
8	2'26.461	40.483	37.526	36.729	31.723	222.6
9	2'28.955 P	40.198	34.598	35.555	38.604	224.0
10	11'34.427	47.364	37.232	38.355	30.955	189.4
11	2'19.625	39.559	34.031	35.234	30.801	233.2
12	2'19.268 *	39.381	33.928	35.062	30.897*	224.5
13	2'20.063	39.414	34.342	35.382	30.925	224.5

23rd		67	Alberto SURRA	Rivacold Snipers Tea	ITA	
			Runs=2	Total laps=13	Full laps=6	
1	3'19.479	39.344	35.784	36.682	31.470	227.8
2	2'21.931	40.343	34.954	35.573	31.061	231.7
3	2'20.108	39.764	34.247	35.267	30.830	228.8
4	2'21.417	40.606	34.623	35.182	31.006	227.3
5	2'31.984 P	39.743	35.125	40.851	36.265	168.4
6	9'02.026 *	39.821	34.955	35.501	31.011*	221.7
7	2'20.842	39.844	34.533	35.641	30.824	222.6
8	2'19.850	39.524	34.210	35.273	30.843	227.8
9	2'20.253	39.711	34.320	35.258	30.964	222.6
10	2'26.411 P	39.56*	35.311	36.024	35.514	214.2
11	4'58.658	39.550	34.255	35.278	30.650	227.8
12	2'19.279 *	39.158	34.106	35.286	30.729*	224.0
13	2'27.362 *	39.44*	34.727	38.357	34.829	192.5

24th		31	Adrian FERNANDEZ	Sterilgarda Max Racin	SPA	
			Runs=2	Total laps=14	Full laps=7	

25th		99	Carlos TATAY	Avintia Esponsorama	SPA	
			Runs=2	Total laps=9	Full laps=6	
1	3'18.623 P	42.941	37.343	36.812	42.188	227.8
2	22'25.944 *	40.507	35.469*	36.114	31.506	226.8
3	2'21.908	40.614	34.560	35.571	31.163	227.3
4	2'21.075	40.203	34.264	35.621	30.987	226.4
5	2'20.746	40.109	34.250	35.476	30.911	225.9
6	2'20.722	39.755	34.300	35.615	31.052	225.4
7	2'21.173	39.700	34.901	35.484	31.088	227.8
8	2'20.278	39.659	34.175	35.357	31.087	225.9
9	2'27.994 P	39.51*	34.379	36.641	37.457	225.4

26th		27	Kaito TOBA	CIP Green Power	JPN	
			Runs=2	Total laps=8	Full laps=3	
1	3'22.932	38.591	36.009	37.151	31.844	231.2
2	2'22.946	40.598	35.053	35.852	31.443	230.7
3	2'22.090	40.370	34.779	35.478	31.463	228.8
4	2'20.568	40.170	34.408	35.173	30.817	232.2
5	3'15.942 P	39.498	34.087	35.536	41.821	234.2
6	15'25.842 *	40.058	37.991	37.033	31.916*	219.9
7	2'27.354 P	39.816	34.752	36.732	36.054	225.9
8	6'54.699 *	39.989	38.700	35.926	30.784*	220.4

27th		6	Ryusei YAMANAKA	CarXpert PruestelGP	JPN	
			Runs=1	Total laps=14	Full laps=7	
1	3'50.594	43.256	39.418	39.601	33.182	222.6
2	2'24.856	41.821	35.246	36.061	31.728	231.7
3	2'25.763	40.352	37.658	36.106	31.647	225.0
4	2'23.386 *	40.16*	35.049	36.815	31.354	227.3
5	2'23.067 *	40.182	35.015*	36.320	31.550	225.4
6	2'23.613	40.396	35.179	36.389	31.649	223.6
7	2'28.150 P	40.53*	35.323	36.159	36.129	223.6
8	8'31.926	37.742	36.869	36.386	31.519	222.6
9	2'22.274	40.234	34.792	35.803	31.445	225.9
10	2'23.197	40.995	35.073	36.081	31.048	228.8
11	2'24.146	42.137	34.696	36.091	31.222	224.0
12	2'21.879	40.157	34.742	35.695	31.285	224.5
13	2'22.512 *	39.872	34.887	35.870	31.883*	223.6
14	2'22.601 *	40.08*	34.745	35.445	32.322	225.0

<b>Fastest Lap:</b>	Filip SALAC	CarXpert PruestelGP	CZE	2'17.280	38.679	33.589	34.660	30.352
---------------------	-------------	---------------------	-----	----------	--------	--------	--------	--------

These data/results cannot be reproduced, stored and/or transmitted in whole or in part by any manner of electronic, mechanical, photocopying, recording, broadcasting or otherwise now known or herein after developed without the previous express consent by the copyright owner, except for reproduction in daily press and regular printed publications on sale to the public within 60 days of the event related to those data/results and always provided that copyright symbol appears together as follows below.

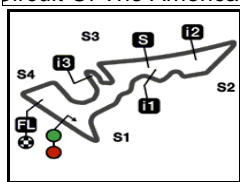
© DORNA, 2021

Official MotoGP Timing by TISSOT  
www.motogp.com

Austin, Friday, October 01, 2021

Page 4 of 4





5513 m.

## RED BULL GRAND PRIX OF THE AMERICAS

## Free Practice Nr. 2

## Best Partial Times

Moto3™

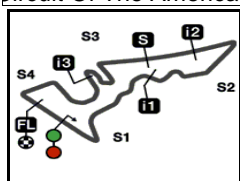
IT Ideal Lap Time, sum of the best partial times

BT Best Lap Time

T1		T2		T3		T4				IT	BT	
Pos	Rider	Time	Rider	Time	Rider	Time	Rider	Time	Pos	Rider	IT	BT
1	X.ARTIGAS	38.610	P.ACOSTA	33.499	D.FOGGIA	34.470	D.FOGGIA	30.212	1	D.FOGGIA	2'17.233	2'17.406 (3)
2	F.SALAC	38.679	A.SASAKI	33.536	R.FENATI	34.553	X.ARTIGAS	30.330	2	F.SALAC	2'17.280	2'17.280 (1)
3	J.MASIA	38.719	F.SALAC	33.589	P.ACOSTA	34.556	F.SALAC	30.352	3	J.MASIA	2'17.287	2'17.493 (4)
4	N.ANTONELLI	38.777	J.MASIA	33.600	N.ANTONELLI	34.563	J.MASIA	30.365	4	N.ANTONELLI	2'17.366	2'17.366 (2)
5	A.SASAKI	38.808	N.ANTONELLI	33.615	J.MASIA	34.603	N.ANTONELLI	30.411	5	X.ARTIGAS	2'17.417	2'17.562 (5)
6	D.FOGGIA	38.859	D.ÖNCÜ	33.640	F.SALAC	34.660	P.ACOSTA	30.422	6	P.ACOSTA	2'17.497	2'17.815 (6)
7	A.MIGNO	38.894	A.MIGNO	33.656	A.MIGNO	34.686	A.SASAKI	30.458	7	A.SASAKI	2'17.534	2'18.544 (13)
8	J.MCPHEE	38.916	R.FENATI	33.656	A.SASAKI	34.732	A.MIGNO	30.505	8	R.FENATI	2'17.720	2'18.133 (7)
9	L.FELLON	38.925	D.FOGGIA	33.692	X.ARTIGAS	34.758	D.ÖNCÜ	30.524	9	A.MIGNO	2'17.741	2'18.259 (9)
10	J.ALCOBA	38.952	X.ARTIGAS	33.719	D.ÖNCÜ	34.766	J.MCPHEE	30.525	10	D.ÖNCÜ	2'18.023	2'18.149 (8)
11	R.FENATI	38.965	J.MCPHEE	33.755	A.FERNANDEZ	34.836	Y.KUNII	30.538	11	J.MCPHEE	2'18.106	2'18.379 (10)
12	S.NEPA	38.981	S.GARCIA	33.770	I.GUEVARA	34.858	R.FENATI	30.546	12	S.NEPA	2'18.453	2'18.502 (11)
13	P.ACOSTA	39.020	J.ALCOBA	33.811	J.MCPHEE	34.910	I.GUEVARA	30.548	13	J.ALCOBA	2'18.474	2'18.535 (12)
14	D.ÖNCÜ	39.093	D.BINDER	33.836	S.NEPA	34.918	D.BINDER	30.567	14	I.GUEVARA	2'18.571	2'18.781 (15)
15	D.BINDER	39.122	S.NEPA	33.873	S.GARCIA	34.940	M.KOFLER	30.592	15	D.BINDER	2'18.574	2'18.904 (16)
16	T.SUZUKI	39.140	Y.KUNII	33.908	J.ALCOBA	35.011	T.SUZUKI	30.613	16	S.GARCIA	2'18.584	2'18.709 (14)
17	A.SURRA	39.158	I.GUEVARA	33.919	D.BINDER	35.049	A.SURRA	30.650	17	L.FELLON	2'18.767	2'19.002 (17)
18	S.GARCIA	39.213	A.IZDIHAR	33.928	L.FELLON	35.050	S.GARCIA	30.661	18	Y.KUNII	2'18.937	2'19.154 (19)
19	I.GUEVARA	39.246	M.KOFLER	33.961	A.IZDIHAR	35.062	S.NEPA	30.681	19	T.SUZUKI	2'19.066	2'19.422 (20)
20	R.ROSSI	39.252	R.ROSSI	34.023	M.KOFLER	35.097	J.ALCOBA	30.700	20	M.KOFLER	2'19.089	2'19.098 (18)
21	A.IZDIHAR	39.381	L.FELLON	34.070	Y.KUNII	35.106	L.FELLON	30.722	21	A.SURRA	2'19.096	2'19.850 (23)
22	Y.KUNII	39.385	K.TOBA	34.087	T.SUZUKI	35.135	R.ROSSI	30.752	22	A.IZDIHAR	2'19.172	2'19.625 (22)
23	M.KOFLER	39.439	A.SURRA	34.106	K.TOBA	35.173	A.IZDIHAR	30.801	23	R.ROSSI	2'19.331	2'19.487 (21)
24	K.TOBA	39.498	C.TATAY	34.175	A.SURRA	35.182	K.TOBA	30.817	24	A.FERNANDEZ	2'19.569	2'20.269 (24)

These data/results cannot be reproduced, stored and/or transmitted in whole or in part by any manner of electronic, mechanical, photocopying, recording, broadcasting or otherwise now known or herein after developed without the previous express consent by the copyright owner, except for reproduction in daily press and regular printed publications on sale to the public within 60 days of the event related to those data/results and always provided that copyright symbol appears together as follows below.  
© DORNA, 2021





5513 m.

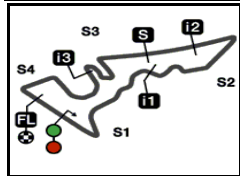
**RED BULL GRAND PRIX OF THE AMERICAS****Free Practice Nr. 2****Best Partial Times****Moto3™***IT* Ideal Lap Time, sum of the best partial times*BT* Best Lap Time

<b>T1</b>		<b>T2</b>		<b>T3</b>		<b>T4</b>				<i>IT</i>	<i>BT</i>	
<i>Pos</i>	<i>Rider</i>	<i>Time</i>	<i>Rider</i>	<i>Time</i>	<i>Rider</i>	<i>Time</i>	<i>Rider</i>	<i>Time</i>	<i>Pos</i>	<i>Rider</i>		
25	A.FERNANDEZ	39.579	T.SUZUKI	34.178	R.ROSSI	35.304	C.TATAY	30.911	25	<b>K.TOBA</b>	2'19.575	2'20.568 (26)
26	<b>C.TATAY</b>	<b>39.659</b>	<b>A.FERNANDEZ</b>	<b>34.232</b>	<b>C.TATAY</b>	<b>35.357</b>	<b>A.FERNANDEZ</b>	<b>30.922</b>	26	<b>C.TATAY</b>	2'20.102	2'20.278 (25)
27	R.YAMANAKA	39.872	R.YAMANAKA	34.696	R.YAMANAKA	35.445	R.YAMANAKA	31.048	27	<b>R.YAMANAKA</b>	2'21.061	2'21.879 (27)

These data/results cannot be reproduced, stored and/or transmitted in whole or in part by any manner of electronic, mechanical, photocopying, recording, broadcasting or otherwise now known or herein after developed without the previous express consent by the copyright owner, except for reproduction in daily press and regular printed publications on sale to the public within 60 days of the event related to those data/results and always provided that copyright symbol appears together as follows below.  
© DORNA, 2021

Official MotoGP Timing by **TISSOT**  
www.motogp.com





5513 m.

**RED BULL GRAND PRIX OF THE AMERICAS****Free Practice Nr. 2****Fastest Laps Sequence**

<i>Practice Time</i>	 <i>Rider</i>	<i>Nation</i>	<i>Motorcycle</i>	<i>Time</i>	<i>Km/h</i>	<i>Rider's Lap</i>
<b>5'07.342</b>	37 <b>Pedro ACOSTA</b>	SPA	KTM	<b>2'21.852</b>	139.9	2
<b>5'07.351</b>	43 <b>Xavier ARTIGAS</b>	SPA	HONDA	<b>2'21.201</b>	140.5	2
<b>5'39.953</b>	16 <b>Andrea MIGNO</b>	ITA	HONDA	<b>2'21.051</b>	140.7	2
<b>6'43.452</b>	55 <b>Romano FENATI</b>	ITA	HUSQVARNA	<b>2'20.239</b>	141.5	2
<b>7'27.403</b>	5 <b>Jaume MASIA</b>	SPA	KTM	<b>2'20.232</b>	141.5	3
<b>7'59.498</b>	16 <b>Andrea MIGNO</b>	ITA	HONDA	<b>2'19.545</b>	142.2	3
<b>9'02.742</b>	55 <b>Romano FENATI</b>	ITA	HUSQVARNA	<b>2'19.290</b>	142.4	3
<b>9'46.920</b>	43 <b>Xavier ARTIGAS</b>	SPA	HONDA	<b>2'18.526</b>	143.2	4
<b>16'47.429</b>	37 <b>Pedro ACOSTA</b>	SPA	KTM	<b>2'18.416</b>	143.3	7
<b>17'52.315</b>	23 <b>Niccolò ANTONELLI</b>	ITA	KTM	<b>2'18.225</b>	143.5	7
<b>29'09.711</b>	7 <b>Dennis FOGGIA</b>	ITA	HONDA	<b>2'17.844</b>	143.9	9
<b>31'27.273</b>	7 <b>Dennis FOGGIA</b>	ITA	HONDA	<b>2'17.562</b>	144.2	10
<b>33'44.679</b>	7 <b>Dennis FOGGIA</b>	ITA	HONDA	<b>2'17.406</b>	144.4	11
<b>36'30.780</b>	23 <b>Niccolò ANTONELLI</b>	ITA	KTM	<b>2'17.366</b>	144.4	11
<b>38'29.981</b>	12 <b>Filip SALAC</b>	CZE	KTM	<b>2'17.280</b>	144.5	12

These data/results cannot be reproduced, stored and/or transmitted in whole or in part by any manner of electronic, mechanical, photocopying, recording, broadcasting or otherwise now known or herein after developed without the previous express consent by the copyright owner, except for reproduction in daily press and regular printed publications on sale to the public within 60 days of the event related to those data/results and always provided that copyright symbol appears together as follows below.

© DORNA, 2021

Official MotoGP Timing by TISSOT  
www.motogp.com

Austin, Friday, October 01, 2021

